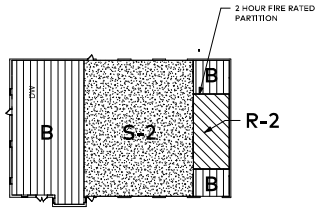

OCCUPANT TYPES

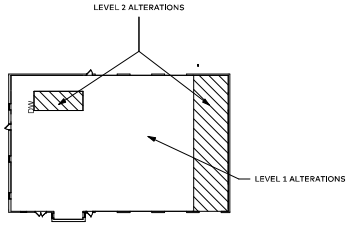

ALTERATIONS – VEBC CHAPTER 6

FIRE EXTINGUISHER LEGEND

	FIRE EXTINGUISHER MOUNTING:		FIRE EXTINGUISHER TYPE:	
MOUNTING	RC	RECESSED CABINET	ABC	DRY CHEMICAL
	SRC	SEMI-RECESSED CABINET	BC	DRY CHEMICAL
	SMC	SURFACE MOUNTED	WC	WET CHEMICAL
	BM	BRACKET MOUNTED	K	KITCHEN
	EFE	EXISTING FIRE EXTINGUISHER	CO2	CARBON DIOXIDE

BM (ABC) — MOUNTING — TYPE

LIFE SAFETY LEGEND

- DISTANCE — EGRESS PATH
- OCCUPANCY BOUNDARY
- AREA (SF) — OCCUPANCY LOAD DESIGNATION
- ### — EGRESS DOOR CAPACITY
- 1-HOUR FIRE BARRIER
- 2-HOUR FIRE BARRIER
- 1-HR SMOKE BARRIER

GENERAL LIFE SAFETY NOTES:

1. REFER TO ELECTRICAL DRAWINGS FOR LOCATIONS OF EXIT LIGHTS, EMERGENCY LIGHTS, AND FIRE ALARM SYSTEM.
2. REFER TO FIRE PROTECTION DRAWINGS AND SPECIFICATIONS FOR SPRINKLER SYSTEM REQUIREMENTS.
3. ALL PENETRATIONS OF FIRE- OR SMOKE-RATED CONSTRUCTION AND TERMINATION OF RATED CONSTRUCTION AT STRUCTURE ABOVE, SHALL BE FIRE BLOCKED AND SEALED IN ACCORDANCE WITH REQUIREMENTS OF THE BUILDING CODE, NFPA, AND UL.
4. FIRE-RATED ASSEMBLIES SHALL BE DESIGNATED ABOVE CEILINGS AND ON THE INSIDE OF ALL CEILING ACCESS DOORS WHICH PROVIDE ACCESS TO SUCH FIRE RATED ASSEMBLIES BY SIGNAGE HAVING LETTERS NO SMALLER THAN 3-INCHES IN HEIGHT. SUCH SIGNAGE SHALL INDICATE THE FIRE-RESISTANT RATING OF THE ASSEMBLY AND TYPE OF ASSEMBLY AS IDENTIFIED IN THE LIFE SAFETY DRAWINGS. SIGNAGE SHALL BE PROVIDED AT HORIZONTAL INTERVALS OF 8'-0" OC MAX.
5. MOUNT FIRE EXTINGUISHER CABINETS AND BRACKET-MOUNT EXTINGUISHERS WITH CENTERLINE OF CABINET DOOR FULL OR EXTINGUISHER ACTUATOR AT 4'-0" AFF.

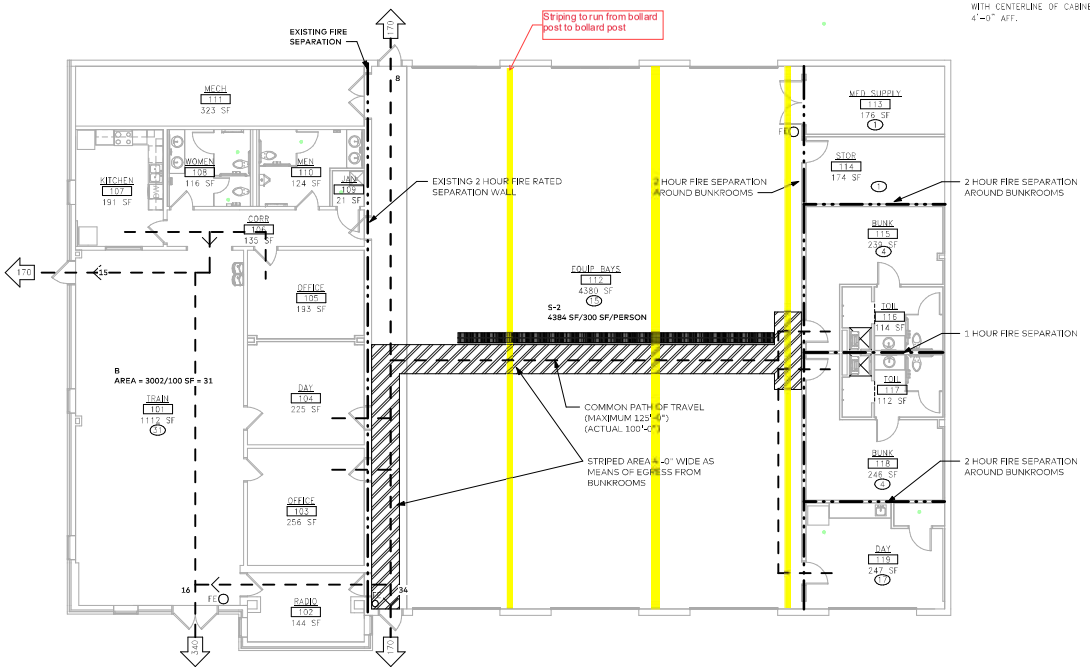

LEVEL 1 LIFE SAFETY

1/8" = 1'-0"

OCCUPANCY LOAD SUMMARY

CALCULATED PER VUSBC TABLE 1004.1.2 (SEE EXCERPT BELOW) OR ACTUAL NUMBER OF OCCUPANTS SCHEDULED, WHICHEVER IS GREATER

REFER TO LIFE SAFETY DRAWING FOR OCCUPANT LOAD BREAKDOWN

B	50
S-2	15
R-2	8
TOTAL	**73**

MAXIMUM FLOOR AREA ALLOWANCES PER OCCUPANT

(EXCERPT FROM VUSBC TABLE 1004.1.2)

FUNCTION OF SPACE	SF/OCCUPANT
ACCESSORY STORAGE AREAS, MECHANICAL EQUIPMENT ROOMS	300 GROSS
ASSEMBLY WITHOUT FIXED SEATS	
CONCENTRATED (CHAIRS ONLY-NOT FIXED)	7 NET
STANDING SPACE	5 NET
UNCONCENTRATED (TABLES & CHAIRS)	15 NET
BUSINESS	100 GROSS
COURTROOMS-OTHER THAN FIXED SEATING AREAS	40 NET
EDUCATIONAL (K-12)	
CLASSROOM AREA	20 NET
SHOPS & OTHER VOCATIONAL ROOM AREAS	50 NET
EXERCISE ROOMS	50 GROSS
KITCHENS (COMMERCIAL)	200 GROSS
LIBRARY	
READING ROOMS	50 NET
STACK AREA	100 GROSS
LOCKER ROOMS	50 GROSS
PARKING GARAGES	200 GROSS
RESIDENTIAL	200 GROSS
STAGES & PLATFORMS	500 GROSS
WAREHOUSES	500 GROSS

0 4' 8' 16'
SCALE: 1/8" = 1'-0"

Seal: COMMONWEALTH OF VIRGINIA — ERICA F. SUNSHINE — Lic No. 9129 — 10/20/2019 — ARCHITECT

RINER RESCUE SQUAD RENOVATION
Riner, Virginia

LIFE SAFETY PLAN

No.	Date	Purpose of Document Issue

Designed	EFS
Drawn	TWM
Checked	BHC
Date	10.20.2019

Project No. 13270

THOMPSON & LITTON

Sheet No. LS101

Date/Time: 10/18/2019 9:09:19 AM File Name: C:\Users\jeff_ollson\Documents\13270-50 Riner Central_jolson-BCYYV.rvt